

VF/VFA-32 CAG's

FTD48-015

FIGHTERTOWN



SWORDSMAN



www.fightertowndeals.com

Sized For The Hasegawa Kit

GYP54 100

F-14B BuNo 169619

Last Tomcat Cruise

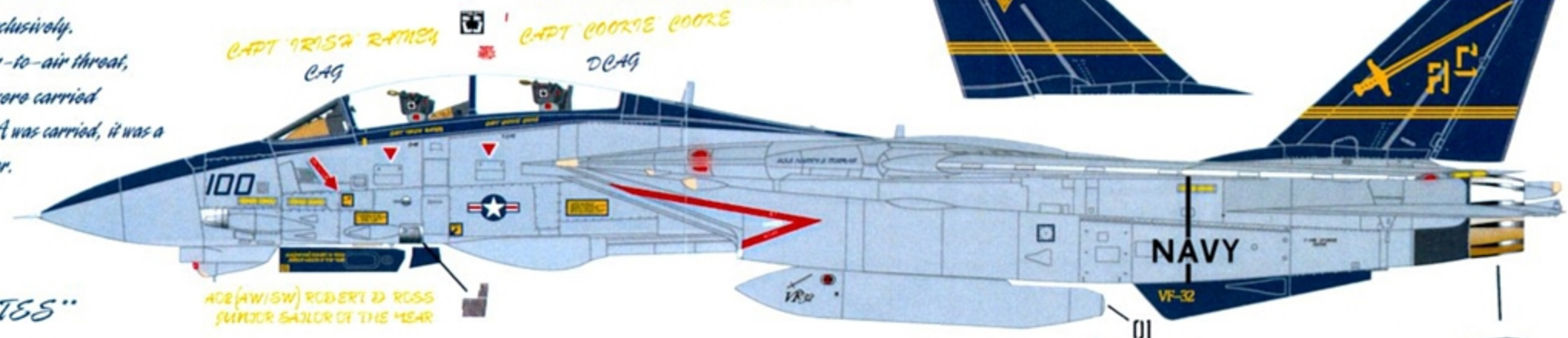
Oct 04 - Apr 05

During cruise VF-32 carried a 2 GBU-12 loadout exclusively. Due to the lack of an air-to-air throat, no air-to-air weapons were carried much of the time. If A-A was carried, it was a single AIM-9 Sidewinder.



FINAL GYP54 ROLL
32
YEARS OF TOMCATS

FS.35044 FS.35237 FS.36320 FS.36375



CAPT TRISA RAMEY
CAG

CAPT COORSE COORSE
DCAG

ACE (AW/SW) ROBERT D ROSS
SUMMER SAILOR OF THE YEAR

"GYP54 100 NOTES"

Markings are not symmetrical
Pay attention to marking guidelines and references.

- Note:
- Turbine stripes
 - Tail numbers
 - Tail sword
 - CAG-3 triangle
 - Flap numbers



Note sword alignment to tire data

Alt fuel tank cap

Use 12 per engine



All of VF-32's jets were F-14B Upgrades and had Sparrowhawk HUD in the pilot's cockpit and Lantirn upgrades to include PTJD and the hand controller for the RJO.

It is also worth noting that both Phoenix missile and Tarps had already been retired from the fleet by VF-32's final Tomcat cruise.

Right Shoulder Patch Left Shoulder Patch



Chest Patch Use blue for Tomcat

- Additional decals are included on an addendum sheet. These decals include:
- Ejection seat markings
 - Landing gear stencils
 - Fuel tank details
 - Lantirn pod details

- Included on separate decals are:
- Formation lights
 - G&E Engine podal details

To further super-decal your model check out our F-14 Data sheet!



Gypsy 200

F/A-18F BuNo 166661

June 07 - March 08

FS.35044 FS.36320 FS.36375 FS.33538



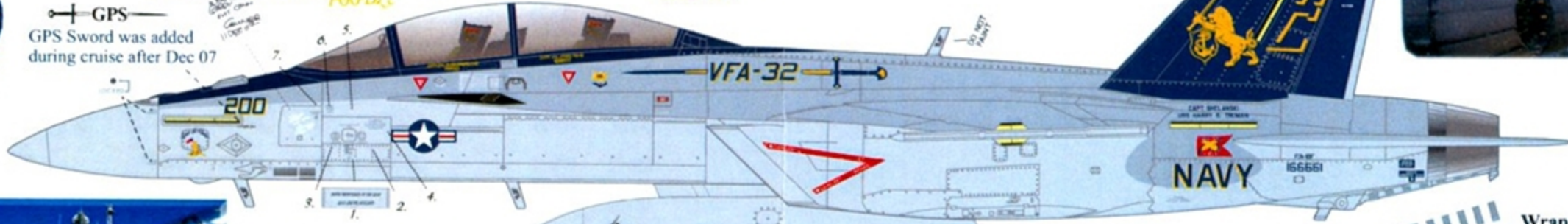
Seen in Dec 07 on cruise

GPS Sword was added during cruise after Dec 07



CAPT FD R. RUDOWSKI (07) 1007DC

CAPT ALLAN WOODY



SUPER SWORDSMEN OF THE YEAR
AMEZ (AW/SW) HOGGARD

Wrap "Candy Stripe" around tailhook.




****Paint Note****
The paint demarcation line is different on each side of the aft fuselage.

In Oct 07, data box was painted over. If modeling 200 after Oct 07 leave decal off

Place "B" marking on both sides of pylon # 3 & 4, 8 & 9.

GPS
GPS Sword was added during cruise after Dec 07



VFA-32 transitioned from the Tomcat to the Super Hornet in October 2005.

Gypsy 200 has the ACS (Advanced Crew Station) rear cockpit and Bard Stacks in place of the earlier heat blankets for the ECS system.

These two things will need to be added to the stock Hasegawa or Revell kits to model 200 correctly.

MODEL-TO AIR



Shoulder Patch



****NOTE****

During cruise, Superhornets began applying walkways to both sides. Gypsy 200 is seen in Wet 5 Tanker setup. Use decals on insert for extra fuel tanks and walkway




SAJCOR OF THE YEAR
AMEZ (AW/SW) NOON



Chest Patch



- What's Available:**
- Aires Cockpit
 - Aires NACES Seats
 - Aires Wheel Wells
 - Aires Avionics Bay
 - Avionix Lot 26 Cockpit
 - DrPepperResins Wheels
 - Eduard PE
 - Fine Models PE
 - Royale Resins Drop Tanks
 - Steel Beach ACS
 - Steel Beach Bard ECS Stacks
 - Steel Beach Intake Covers



VFA-32 switched helmet designs prior to cruise. Use insert decals.



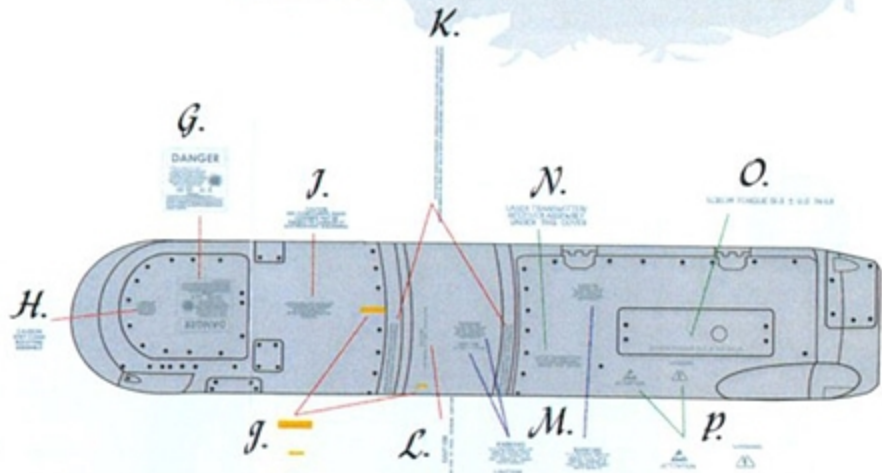
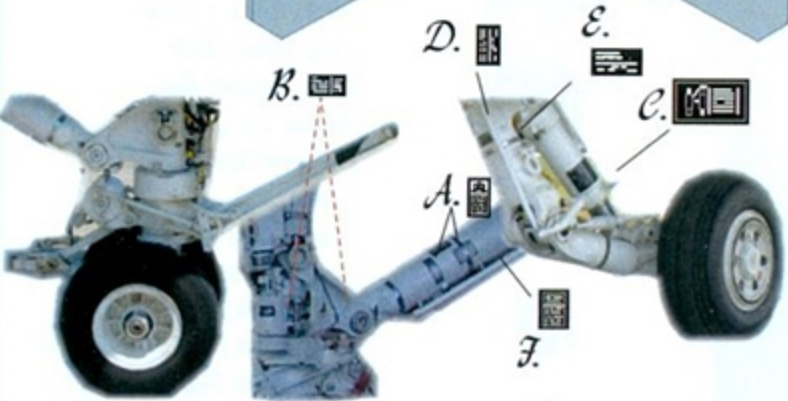
FPU-11	FPU-11	A/A42R-1	ATFLIR	FPU-11	FPU-11		
GBU-12	FPU-11	FPU-11	ATFLIR	GBU-38	GBU-12	AIM-9X	
AGM-65	FPU-11	FPU-11	ATFLIR	GBU-38	GBU-12	GBU-12	AIM-9X
GBU-38	FPU-11	FPU-11	ATFLIR	GBU-38	GBU-12		AIM-9X
GBU-12	FPU-11	FPU-11	ATFLIR		GBU-38	GBU-38	AIM-9X
GBU-12	FPU-11	FPU-11	ATFLIR		GBU-12	GBU-12	AIM-9X
GBU-38	FPU-11	SHARP	ATFLIR	FPU-11	GBU-12	GBU-12	AIM-9X
GBU-38	FPU-11	SHARP	ATFLIR	FPU-11	GBU-12		AIM-9X
AIM-9X	FPU-11	FPU-11	ATFLIR	GBU-12	GBU-38		

ATFLIR Notes:

- * Place (G.) marking upside down on both sides of Laser head.
- * Place (H.) marking upside down.
- * Place (J.) marking upside down.
- * Place (K.) marking on both spots and wrap around.

★ Gypsy 200 was configured in the Wet 5 Tanker role for most of cruise.

When flown, AIM-9X could be on either wing.



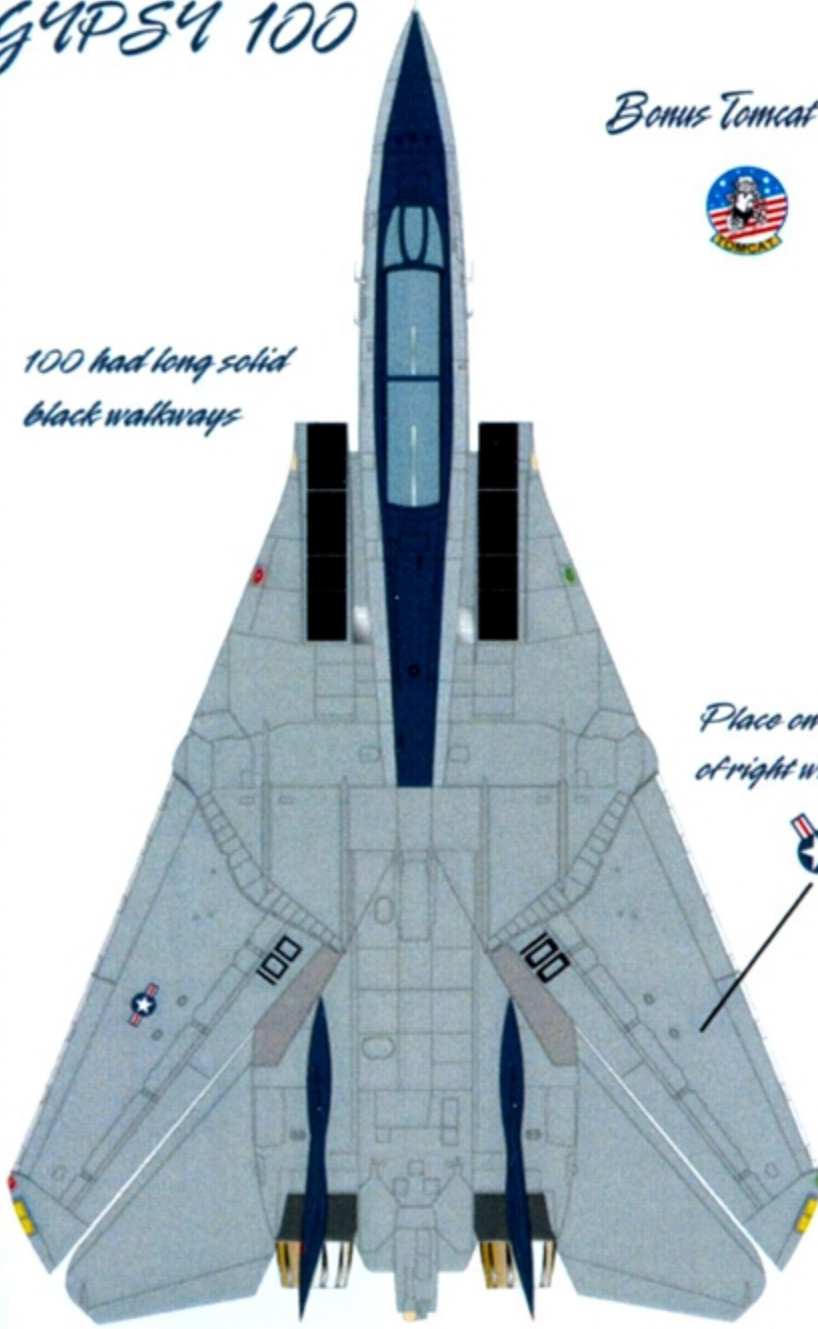
Additional Special Thanks to Neil Jones for the visiting USS Truman while on deployment and providing us photographs!

GPSY 100

Bonus Tomcat Patch



100 had long solid black walkways



Place on underside of right wing.



What's Available:

- Aviomix/Black Box Cockpit*
- Aviomix/Black Box Bombeat*
- Aires Cockpit*
- Aires Wheel Wells*
- Cutting Edge Wheels and Masks*
- DrPepperResins G&E Exhausts*
- DrPepperResins Wheels*
- Eduard PE and Masks*
- Eagle Designs Bombeat*
- Fine Molds Pitot Tubes and PE*
- Royal Resins Fuel Tanks*
- Skull24 G&E Exhausts*
- Steel Beach Accessories*



Helmet markings are sized to Hasegawa HGU-55 and JTMC5 (for F/A-18E only).




VF-32 had modex numbers painted on top of launch bar

Launch Bar decal:

Place decal on top of kit Launch Bar as shown. Apply setting solution to sides, wrap one side down first, let it set then wrap the other side next and have them meet at the bottom.

Lantirn Pod fs 36375



Contact:
Brian@Fightertowndecals.com

Brian Plescia
4685 Orion Ave#2
Sherman Oaks, CA 91403
USA

Special Thanks: Mike Pister, David F Brown, Harv Dan Teker, Daniel Delgadillo, VFA-32 Corrosion Control and Maintenance Shops, Andy Mullen, Fury