

Blue Angels

F-4J "Phantom II"
1969 Show Season



Blue Angel Cockpit Modification
Instructions Included!



1/48th Scale

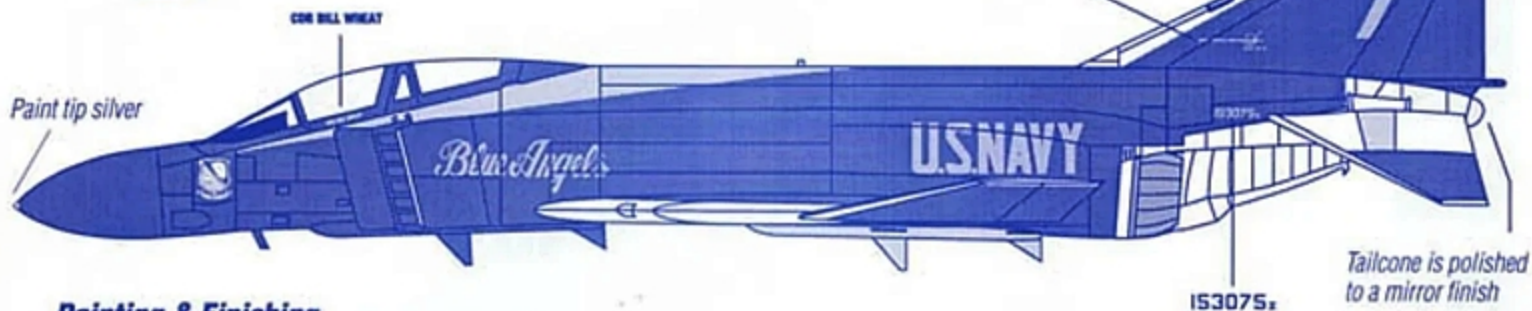
Complete markings to do any
one of *Blue Angel's* #1-7





Apply the yellow portion of the fuselage badge first, allow to dry, then apply the white portion.

This sheet depicts the original seven McDonnell Douglas F-4J Phantom II aircraft assigned to the Blue Angels for the 1969 show season. The Bureau numbers have been positively identified with the team numbers and individual pilot names by Capt. Bill Wheat, the 1969 Blue Angels Commander. The decals are designed to fit the Hasegawa 1/48 F-4J kit, but may be adapted to fit the Monogram or ESCI kits without difficulty.



Painting & Finishing


It should be noted that commercially available non mil-spec paints are used on Blue Angel aircraft, thus the blue does not match any F.S. number exactly. One thing is for sure, F.S. 15050, the accepted "Blue Angel" blue is completely wrong. This color (15050) is too dark and grey. Our research suggests that F.S. 15052 is very close to the actual blue color. This color cannot be mixed using 15050 as a base. I recommend mixing Testors #1111 dark blue (in the little square bottle) in equal amounts (1:1 mix) with insignia blue F.S. 15044 to get the correct base color. The yellow closely matches F.S. 13538.

Leading edges of wings, vertical tail, and intakes are painted silver, other areas are standard F-4J finish unless noted. Center panel of front windscreen is tinted blue.

All fuselage and inner portion of stabilizers are natural metal (not polished). Inside of intakes, wheel wells, and all landing gear struts are gloss white. Main gear door attached to strut and forward nose gear door attached to strut are white inside. Inside of small inner and outer main gear doors and aft nose gear door are blue. All wheel hubs are blue. Inside of lower wing speed brakes and wells are blue. Painting details are per McDonnell drawing 32-000115.

Tack glue main wheel doors in position, apply decals and trim to fit, then remove doors.

Standard wingtip navigation lights

-  F.S. 15052 - Blue
-  F.S. 13538 - Chrome Yellow
-  Corogard greyish silver paint, not polished metal. Only for '69 season.

All fuselage area and inner stabilizers are **not** highly polished. Use standard F-4J finish.

Aft Sparrow missiles are F.S. 13538 Chrome Yellow.

Yellow areas typical for top and bottom

1	153075..	COR. BILL WHEAT
2	153078..	CAPT. VINCE DONILE USMC
3	153076..	LT. ERNIE CHRISTENSEN
4	153082..	LT. ROCK MILLSON
5	153081..	LT. JOHN ALLEN
6	153080..	LT. STEVE SHOEMAKER
7	153079..	LT. ROCK ADAMS

Blue Angels information which made this sheet possible was provided by Margaret Johnson of the Emil Buehler Naval Aviation Library, NAS Pensacola, Mr. Dave Scheuer, and Capt. Bill Wheat and Ray Hawkins, USN (Ret). Our sincere thanks to each of them for their generous assistance on this project. Special thanks to Jan Jacobs of the Tailhook Society and Phil Edwards of the National Aerospace Museum.

A small extra piece of yellow decal is provided on the sheet.



Typical team number placement



Main Cockpit Modifications:

Blue Angel Phantoms had several cockpit modifications. The major changes involve the front and rear instrument panels.


Front Panel—

The main radar scope was removed and (L to R) a bearing-distance heading indicator, G-meter, and VOR course selector was put in its place.

The armament control panel was replaced by another switch panel.

Rear Panel —

All armament panels, radar gear, etc. were removed.



Throttle Modifications:

Smoke and dye toggle switches were added to the right engine throttle lever.



Ejection Seat Modifications:

Blue Angel Phantoms had Mk-H7 ejection seats modified by the addition of a conventional lap belt not attached to the integrated harness. A U.S.A.F. integrated harness modified with U.S.N. Parachute riser fittings were attached to the rear of the seat.

We encourage your support of and membership in the following organizations. They're both great organizations!

**Yellowhammer
Models.**

P.O. Box 50199
Mobile, AL 36605

*Send a large, stamped envelope
for our
free catalogue.*



9696 Businesspark Ave.
San Diego, CA 92131-1643



P.O. Box 900174
San Diego, CA 92190-0174