

## Instructions

This AirDOC decal set allows you to build 18 F-4F Phantom II aircraft in early Norm 72 camouflage. The following units are part of this set: 1. Jagdgeschwader 71 „Richtofen“ stationed in Wittmund, Northern Germany, 2. Jagdgeschwader 74 „Mölders“ stationed in Neuburg an der Donau, Bavaria, 3. Jagdbombergeschwader 35 from Pferdsfeld, Palatinat, 4. Jagdbombergeschwader 36 from Rheine-Hopsten, Westfalia, and 5. Test and Evaluation Unit 61 in Manching, Bavaria.

### Decal application:

To apply the decals cut each subject carefully from the backing paper. Do not cut away the excess film. Dip the decal for about 20 seconds into water and wait until it slides easily on the backing paper. Do not pull or push the decals before the adhesive has completely dissolved, otherwise it might be ruined. You may use a setting solution but this is not necessary. After the decal is applied to the model's surface, wait several hours until it has set and dried properly. **Do Not Touch It Prior!!** Depending on the surface's quality, a gloss varnish should be sprayed onto the model prior to the application of the decals, thus, the clear excess film will disappear completely. Happy Decaling!

### Kit suggestions to build a correct Luftwaffe F-4F Phantom II:

1. 1/72 scale – Revell 04615 F-4F Phantom II or try to obtain the Hasegawa kit
2. 1/48 scale – Hasegawa PT-8 F-4E Phantom II which forms the perfect basis for a good F-4F
3. 1/32 scale – Tamyia F-4EJ (Meteor Prod. CEC 32024 needed)

In our opinion the following update kits are a must have for the serious modeler:

### Aires:

- 7075 F-4F Phantom II cockpit set in 1/72 scale
- 7072 F-4F or 7128 F-4E/J/G/J/S nozzles in 1/72 scale
- 4123 F-4 wheel bays in 1/48 scale
- 4118 F-4E/J/F/G/J/S nozzles in 1/48 scale
- 2009 F-4E/J/F/G/J/S nozzles in 1/32 scale

### AirDOC:

- ADR 48002 correct 600gal HPC centerline tank
- ADR 48003 USAF style engraved under wing pylons and missile rails (AERO 3B and LAU-7) with chaff/flare dispensers
- ADR 48010 unslotted stabilators (for Hasegawa/Revell)
- ADS 173002/149002/133001 stencils for F-4F aircraft in Norm 72 camouflage

### Black Box:

- 48054 F-4E/F cockpit set in 1/48 scale (for Hasegawa F-4E/F)

### Meteor Productions:

- CEC 32024 F-4E/F update set: adds leading edge SLATS
- CEC 32035 USAF slightly bulged tires

### Paragon:

- 3209/4813/7254 F-4E/F/G inboard extended slats

For further reference see our publication:

- Modern Combat Aircraft Special Series ADPS 007
- MDD F-4 Phantom II – 50th Anniversary
- Pictorial Luftwaffe PHANTOMS – Norm 72 Camouflage
- ISBN 3-935687-12-5

Size A-4, 72 pages, soft cover, full color, English/German captions, over 160 pictures and unit insignia.

Our latest title is the first in a row of publications dedicated to the 50th Anniversary of the “Rhino” (1958–2008). Many of the aircraft depicted in our decal sheets ADM 72017/48017/32011 and ADM 72018/48018/32012 can be found in there. **This is a great source for the modeller!**

Retail price EURO 14.95 (postage not included)

**This set is for the experienced modeler only and should be kept out of reach of little children. Not suited for children under the age of 14!**

**[ AirDOC ]** Aircraft Documentations  
Am Weichselgarten 5 - 91058 Erlangen - Germany - Phone +49-9131-401993  
Fax: + 49-9131-539117 - E-mail: andreas@airdoc.eu - All major credit cards accepted!

Printed by  
**cartograf**  
in Italy

○ ADM 72017  
○ ADM 48017  
○ ADM 32011

# [ AirDOC ]

## Aircraft Documentations

### Luftwaffe F-4F Phantom II – Part 2 Norm 72 Camouflage

JG 71 “R”, JG 74 “M”, JaboG 35, JaboG 36, WTD 61



**Our thanks goes to Mr. Richard J. Caruana from Malta, for providing the basic art work to finish these instructions! <http://members.bell.net.mt/airart>**

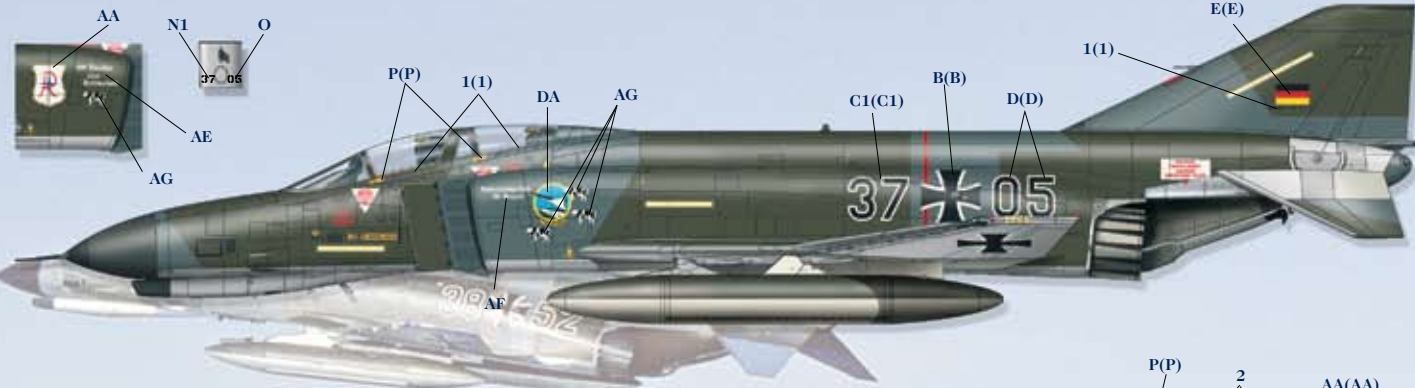





**1. F-4F 72-1115, 37+05, JG 71 „Richthofen“, Wittmund, 1975**  
**„First aircraft to be handed over to JG 74 „Mölders“ in Neuburg“**

Early standard aircraft, AERO 3B missile rails, no centerline tank, two auxiliary wing tanks.

The number in brackets behind the decal number e. g. 7(7) indicates the decal to be used on the other side of the aircraft.



**2. F-4F 72-1276, 38+66, JG 71 „Richthofen“, Neuburg, September 29, 1979**  
**„Zapped by No.56 (RAF) and 349th Squadron (BAF)“**



Early standard aircraft, AERO 3B missile rails, no centerline tank, two auxiliary wing tanks. Rudder, spine, stabilator top AND bottom surfaces painted RAL 3000 Feuerrot (flame red).


**3. F-4F 72-1187, 37+77, JG 71 „R“, Canada, September, 1981**  
**„Non-Stop Wittmund – Goose Bay“**

Early standard aircraft, normally AERO 3B missile rails (however non carried during the deployment), no centerline tank, two auxiliary wing tanks. Rudder, spine, stabilator top AND bottom surfaces RAL 1007 Chromgelb (chrome yellow).



**4. F-4F 72-1217, 38+07, JG 71 „Richthofen“, Wittmund, May, 1983**


„Peace Rhine“ aircraft, LAU-7 missile rails, HPC centerline tank, tail variation 2.





**5. F-4F 72-1264, 38+54, JaboG 35, Pferdsfeld, September, 1979  
„Schinderhannes – 20th Anniversary Jagdbombergeschwader 35“**

Early standard aircraft, no missile rails, no centerline tank, two auxiliary wing tanks.



**Luftwaffe F-4F Phantom II – Part 2  
Norm 72 Camouflage**

The number in brackets behind the decal number e. g. 7(7) indicates the decal to be used on the other side of the aircraft.

**6. F-4F 72-1244, 38+34, JaboG 35, Decimomannu, Sardinia, 1982**

„Peace Rhine“ aircraft, LAU-7 missile rails, HPC centerline tank, two Mk. 25 exercise bomb dispensers, tail variation 1. Paint the rudder, spine, stabilator top AND bottom surfaces RAL 3000 Feuerrot (flame red).

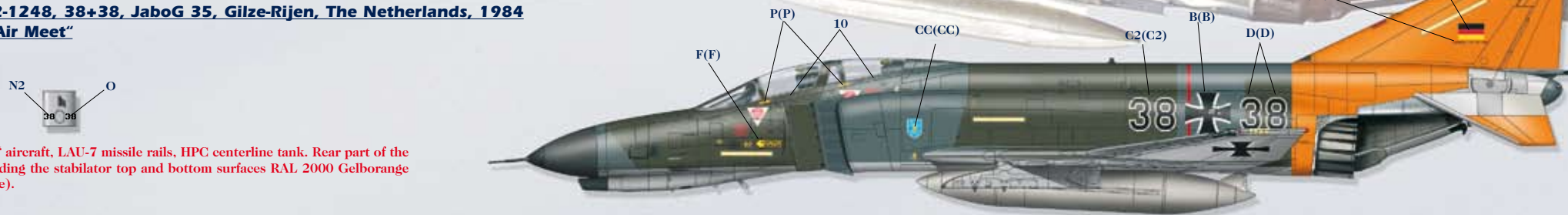


**7. F-4F 72-1252, 38+42, „C“, JaboG 35, Wildenrath, 1978  
„Tactical Air Meet“**

Early standard aircraft, AERO 3B missile rails, a single Mk. 25 exercise bomb dispenser attached to the centerline station, two auxiliary wing tanks, zapped by Canadian and US ground crews.

**8. F-4F 72-1248, 38+38, JaboG 35, Gilze-Rijen, The Netherlands, 1984  
„Tactical Air Meet“**

„Peace Rhine“ aircraft, LAU-7 missile rails, HPC centerline tank. Rear part of the fuselage including the stabilator top and bottom surfaces RAL 2000 Gelborange (yellow orange).



**9. F-4F 72-1182, 37+72, JG 74 „Mölders“, Neuburg, 1979**

**„Stab Fliegende Gruppe – Spotterday“**

Early standard aircraft, for spotters's day in clean configuration (no missile rails, no auxiliary tanks), small unit patches.



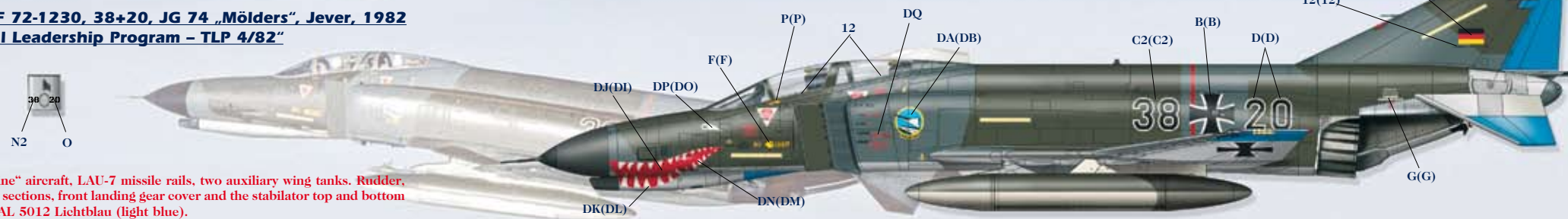
**Luftwaffe F-4F Phantom II – Part 2  
Norm 72 Camouflage**

The number in brackets behind the decal number e. g. 7(7) indicates the decal to be used on the other side of the aircraft.

**10. F-4F 72-1230, 38+20, JG 74 „Mölders“, Jever, 1982**

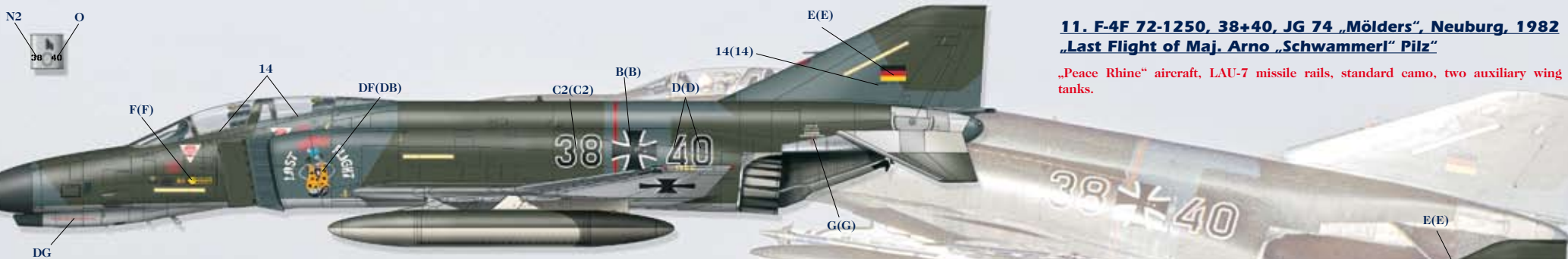
**„Tactical Leadership Program – TLP 4/82“**

„Peace Rhine“ aircraft, LAU-7 missile rails, two auxiliary wing tanks. Rudder, outer wing sections, front landing gear cover and the stabilator top and bottom surfaces RAL 5012 Lichtblau (light blue).



**11. F-4F 72-1250, 38+40, JG 74 „Mölders“, Neuburg, 1982  
„Last Flight of Maj. Arno „Schwammerl“ Pilz“**

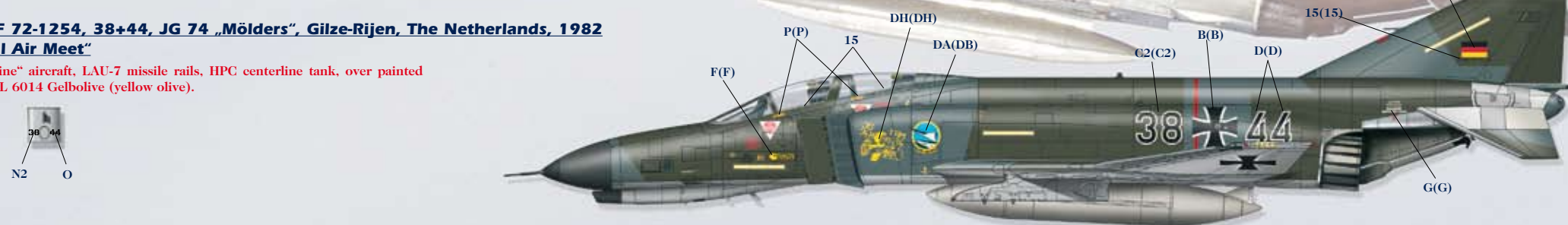
„Peace Rhine“ aircraft, LAU-7 missile rails, standard camo, two auxiliary wing tanks.



**12. F-4F 72-1254, 38+44, JG 74 „Mölders“, Gilze-Rijen, The Netherlands, 1982**

**„Tactical Air Meet“**

„Peace Rhine“ aircraft, LAU-7 missile rails, HPC centerline tank, over painted rudder RAL 6014 Gelbolive (yellow olive).





**13. F-4F 72-1133, 37+23, JG 74 „Mölders“, Neuburg, 1982**

„Peace Rhine“ aircraft, LAU-7 missile rails, standard camo with altered tails, two auxiliary wing tanks.

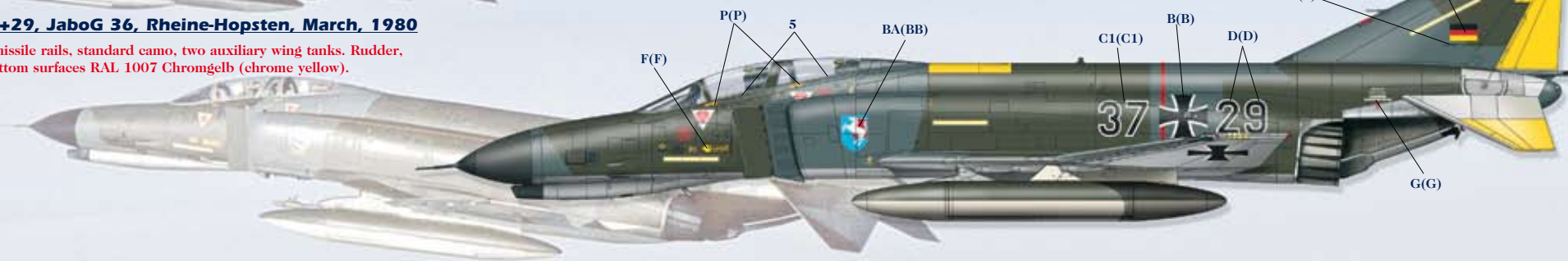
camo variation on both sides of the fin

The number in brackets behind the decal number e. g. 7(7) indicates the decal to be used on the other side of the aircraft.



**14. F-4F 72-1139, 37+29, JaboG 36, Rheine-Hopsten, March, 1980**

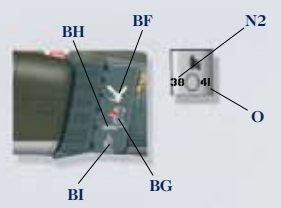
Standard aircraft, AERO 3B missile rails, standard camo, two auxiliary wing tanks. Rudder, spine, stabilators top AND bottom surfaces RAL 1007 Chromgelb (chrome yellow).



**16. F-4F 72-1251, 38+41, „D“, JaboG 36, Wildenrath, 1978**

„Tactical Air Meet – zapped“a

Standard aircraft, AERO-3B missile rails, standard camo, two auxiliary wing tanks. Rudder, spine, stabilators top AND bottom surfaces RAL 9001 Cremeweiß (cream white).



**15. F-4F 72-1227, 38+17, „A“, JaboG 36, Wildenrath, 1978**  
**„Tactical Air Meet“**

Standard aircraft, AERO 3B missile rails, standard camo, two auxiliary wing tanks. Rudder, spine, stabilators top AND bottom surfaces RAL 3000 Feuerrot (flame red).



**17. F-4F 72-1112, 37+02, WTD 61, Manching, 1976**  
**„Jumbo“ Air-To-Ground Missile Tests**



Early standard aircraft on loan from JG 74 „M“. AERO 3B missile rails, no centerline tank, two „Jumbo“ missiles attached to outer wing pylons (see our publication ADP 006 for details of the missiles), tail painted RAL 2000 Gelborange (yellow orange).

**18. F-4F 72-1125, 37+02, WTD 61, Manching, 1981**  
**AIM-9L „Sidewinder“ Integration**



Early standard aircraft, LAU-7 missile rails.

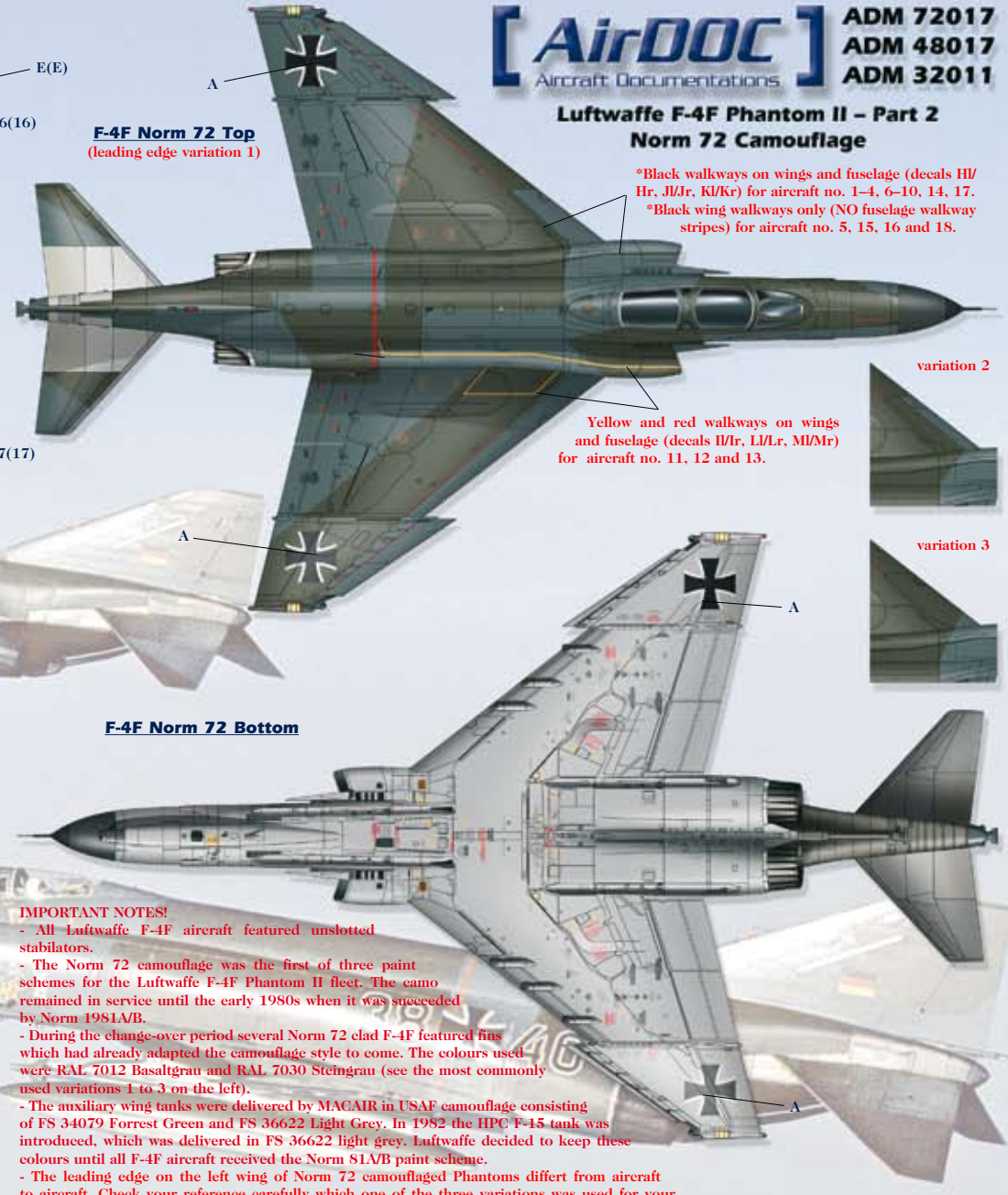
**Norm 72 Right Side (F-4F 37+23)**

With standard demarcation lines on the fin. These could vary after depot level overhaul.

- Note that the leading edges of both inner wing pylons were painted RAL 6014.



**F-4F Norm 72 Bottom**



**Luftwaffe F-4F Phantom II – Part 2**  
**Norm 72 Camouflage**

\*Black walkways on wings and fuselage (decals III/Hr, JII/Jr, KII/Kr) for aircraft no. 1–4, 6–10, 14, 17.  
 \*Black wing walkways only (NO fuselage walkway stripes) for aircraft no. 5, 15, 16 and 18.

Yellow and red walkways on wings and fuselage (decals III/Hr, LI/Lr, MI/Mr) for aircraft no. 11, 12 and 13.

**IMPORTANT NOTES!**

- All Luftwaffe F-4F aircraft featured unslotted stabilizers.
- The Norm 72 camouflage was the first of three paint schemes for the Luftwaffe F-4F Phantom II fleet. The camo remained in service until the early 1980s when it was succeeded by Norm 1981A/B.
- During the change-over period several Norm 72 clad F-4F featured fins which had already adapted the camouflage style to come. The colours used were RAL 7012 Basaltgrau and RAL 7030 Steingrau (see the most commonly used variations 1 to 3 on the left).
- The auxiliary wing tanks were delivered by MACAIR in USAF camouflage consisting of FS 34079 Forrest Green and FS 36622 Light Grey. In 1982 the HPC F-15 tank was introduced, which was delivered in FS 36622 light grey. Luftwaffe decided to keep these colours until all F-4F aircraft received the Norm 81A/B paint scheme.
- The leading edge on the left wing of Norm 72 camouflaged Phantoms differ from aircraft to aircraft. Check your reference carefully which one of the three variations was used for your particular F-4F.

